




Name \_\_\_\_\_ Date \_\_\_\_\_

# MATH EXTENSION A

## Investigation 1: Exploring Air

### Our Museum of Air Toys

Propellers	
Balls	
Rockets	

Look at the pictures.

Are there more balls or propellers in the museum?

\_\_\_\_\_

Are there more balls or rockets in the museum?

\_\_\_\_\_

\_\_\_\_\_ propellers + \_\_\_\_\_ rockets = \_\_\_\_\_ .

\_\_\_\_\_ balls — \_\_\_\_\_ propellers = \_\_\_\_\_ .

Name \_\_\_\_\_

Date \_\_\_\_\_

## **MATH EXTENSION B**

.....

### Investigation 1: Exploring Air

A teacher wants to set up a learning center.

She has four basins full of water.

Four students can work at each basin.

The teacher has 22 students in her class.

Will all the students be able to work at the center at the same time?

Name \_\_\_\_\_

Date \_\_\_\_\_

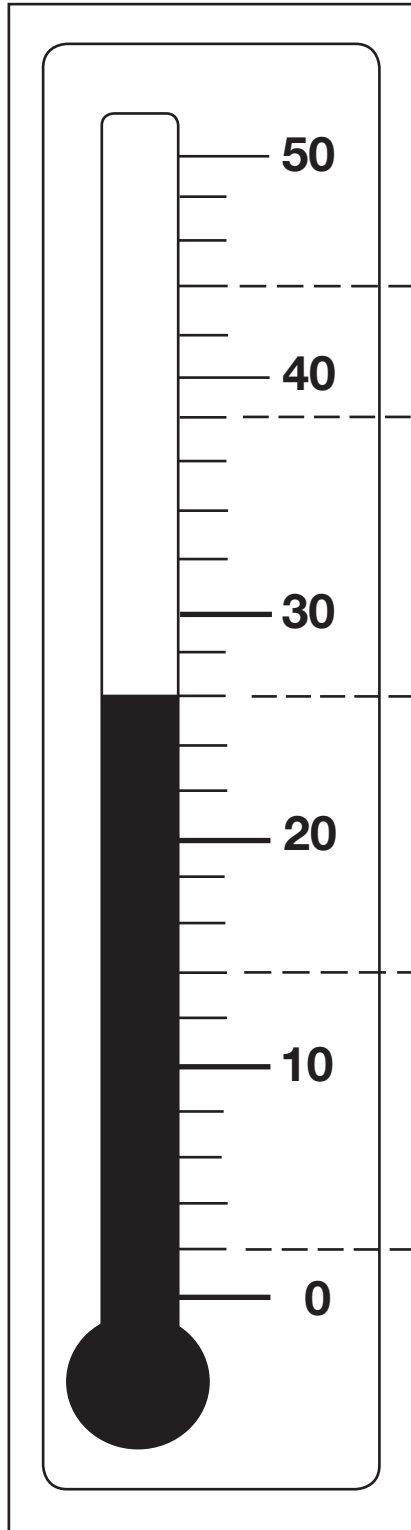
# MATH EXTENSION A

## Investigation 2: Observing Weather

Count by twos!

What numbers go in the circles?

What temperature is it?

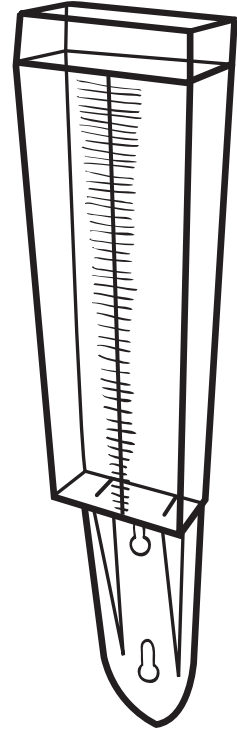


Five empty circles are arranged vertically. Dashed lines connect the circles to the thermometer scale: the top circle is at 50, the second is at 40, the third is at 30, the fourth is at 20, and the bottom circle is at 0.

**MATH EXTENSION B****Investigation 2: Observing Weather**

A class put their rain gauge outside to collect water during a big rainstorm. They measured 5 centimeters (cm) of rain from the storm.

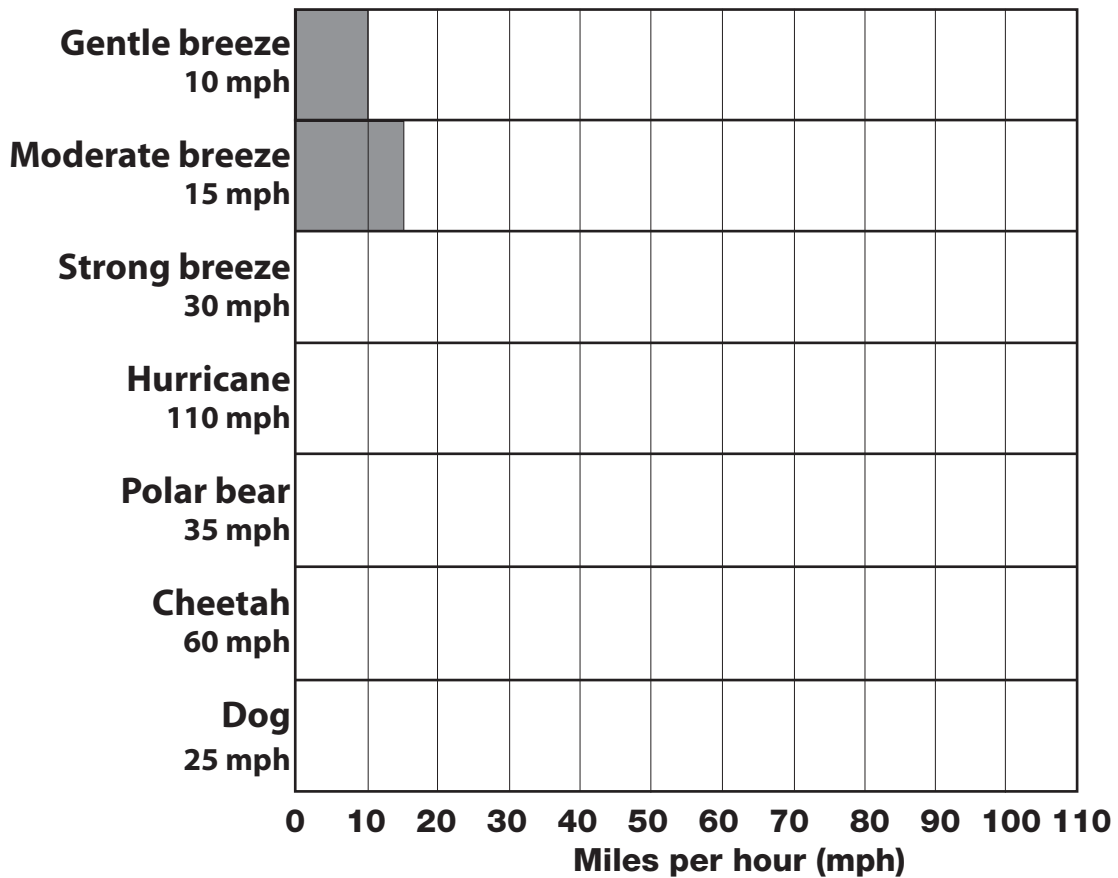
Where this class is located, the usual rainfall for the whole year is 65 cm. If all rainstorms brought 5 cm of rain, how many more storms do they need to reach the usual amount of rain for the year?



# MATH EXTENSION A

## Investigation 3: Wind Explorations

Fill in the bar graph to show how fast things move. The first two bars on the graph are already done.



Which is faster?

Use < or > to show which moves faster or slower. For example,

gentle wind (<) strong wind, and strong wind (>) gentle wind

gentle breeze ○ dog

moderate breeze ○ polar bear

hurricane ○ cheetah

Name \_\_\_\_\_

Date \_\_\_\_\_

## **MATH EXTENSION B**

### Investigation 3: Wind Explorations

My neighbor wants to have a kite party.

She has 5 friends coming to the party.

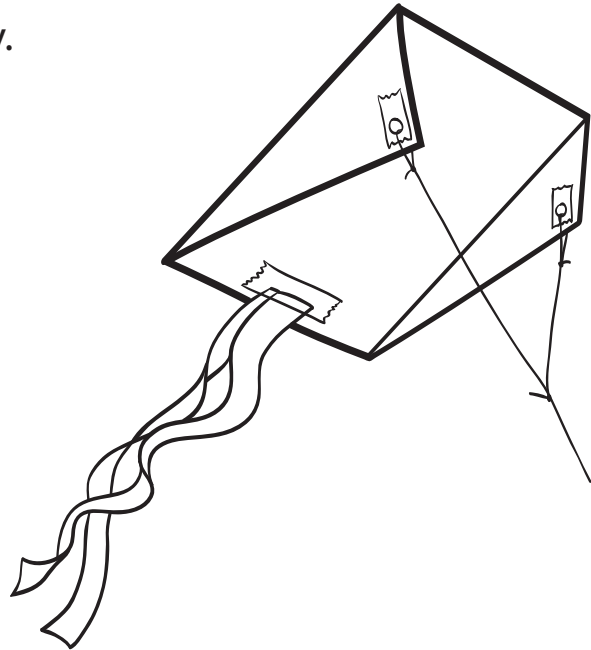
Here is what she needs to make 1 kite.

1 piece of paper

3 strings

3 pieces of tape

2 strips of crepe paper for tails



How many pieces of paper, strings, pieces of tape, and strips of crepe paper will my neighbor need for 6 kites?

Name \_\_\_\_\_

Date \_\_\_\_\_

## MATH EXTENSION A

.....

### Investigation 4: Looking for Change

Students in three towns recorded the rain that fell in seven storms.  
Which town had the most rain?

cm = centimeters

Town	Storm 1	Storm 2	Storm 3	Storm 4	Storm 5	Storm 6	Storm 7
Dripsville	1 cm	1 cm	3 cm	5 cm	2 cm	1 cm	2 cm
Puddleton	1 cm	2 cm	2 cm	4 cm	5 cm	1 cm	1 cm
Misty	1 cm	2 cm	4 cm	4 cm	3 cm	2 cm	1 cm

Name \_\_\_\_\_

Date \_\_\_\_\_

## MATH EXTENSION B

### Investigation 4: Looking for Change

A class in Denver, Colorado, recorded temperatures for 2 weeks during the year. They forgot to label which temperatures went with which month. Make a line graph to show the temperatures recorded for each week. Then decide which week was recorded in the winter and which was recorded in the summer.

Week 1	
1	40°F
2	25°F
3	20°F
4	35°F
5	40°F
6	50°F
7	55°F

Week 2	
1	80°F
2	90°F
3	90°F
4	95°F
5	80°F
6	85°F
7	75°F

