

FOSSmap Tutorial—Accommodations

There are a number of accommodations for students as they take an online assessment. Most are part of the online assessment interface as a default.

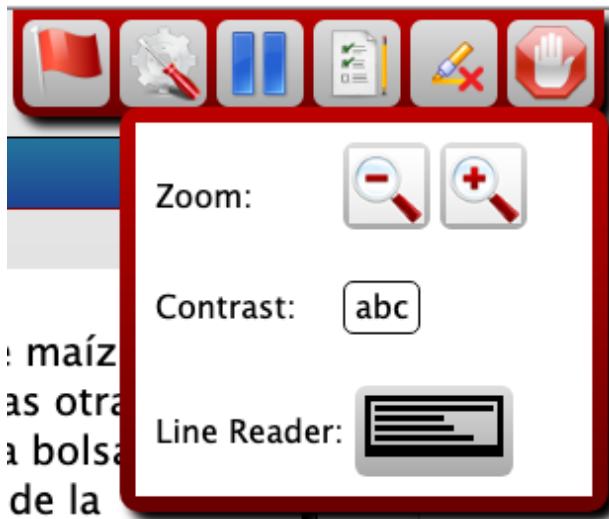
You can change the settings for each assessment or you can change the settings globally as a default for all assessments.

Each assessment: Upon assigning an assessment you can change the settings by clicking the “Test Preferences in Effect” and “Change.”

All assessments: Click on “Set Default Testing Preferences” from the top menu to set the default settings for all assessments. Any changes made on individual assessments can be set here as well.

Default Accommodations



These tools are located under the “Tools” button from the top menu of the online assessment. You can turn these on and off from the Test Settings.

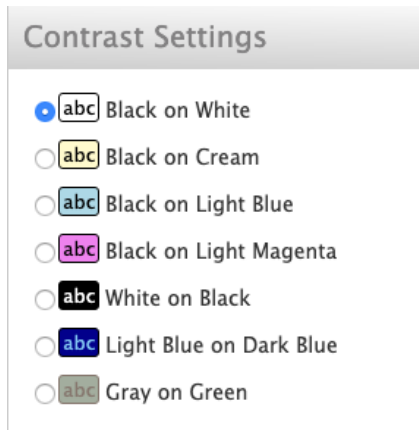


3. Zoom-in/zoom-out

2. Contrast

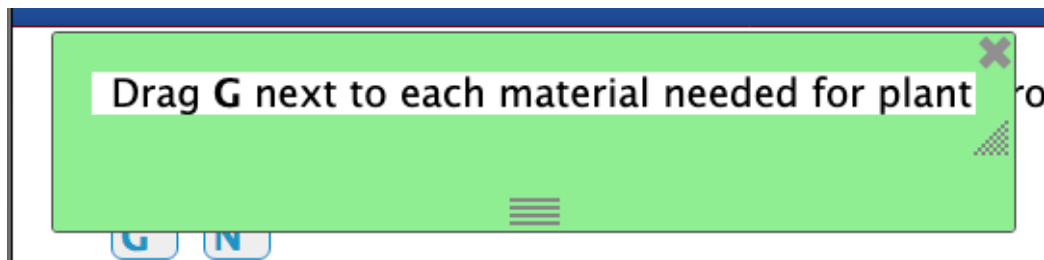
1. Line Reader

1. Zoom-in/zoom-out tool: The  tool allows a student to zoom in and increase text size on the online assessment screen. The  tool zooms out and decreases the text size on the screen.
2. Contrast: This tool allows the student to change the background and text color for easier reading:



You can see examples of these settings at the end of this document.

3. Line Reader: The line reader allows a student to isolate sections of text to help with reading longer sections.



Additional Accommodations

In addition to the Tools, available under each assessment, you can allow for these following accommodations. We have listed the accommodations by usefulness, rather than order on the screen.

1. Audio:
 - a. Simple audio: This provides recorded audio on the online assessment screen. The button is blue and smaller. Pausing and restarting the audio will start the audio from the beginning.
 - b. Advanced audio: This provided recorded audio on the online assessment screen. The button is larger and red. Pausing and restarting the audio will start the audio from where it was paused.
2. Test schedule: You can limit when the assessment is open for students. This is useful for classes in which you want to assure the assessment is accessible during class hours.
3. Time limit: This limits the amount of time a student can take the assessment. We do not recommend this limitation.
4. Text-to-speech: This accommodation allows the computer to convert the text on the screen to speech. We do not recommend this accommodation because there is recorded audio that reads the screen text in a more natural voice and with the correct pronunciations.