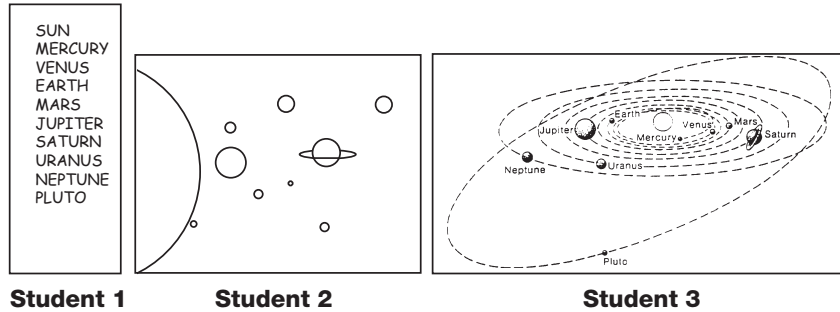


## RESPONSE SHEET—BLACK BOXES

Ms. Rowe asked her class to make models of the solar system. Below is the work of three of her students.

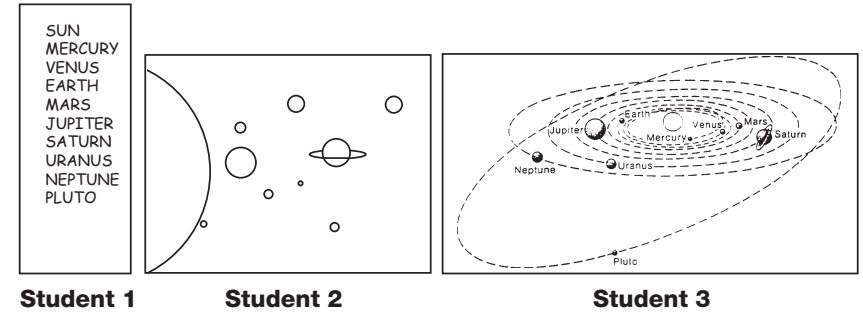


Which of these students made models? Explain why you think they are models or not models.

Whose work do you think tells the most about the solar system? Explain why you think so.

## RESPONSE SHEET—BLACK BOXES

Ms. Rowe asked her class to make models of the solar system. Below is the work of three of her students.



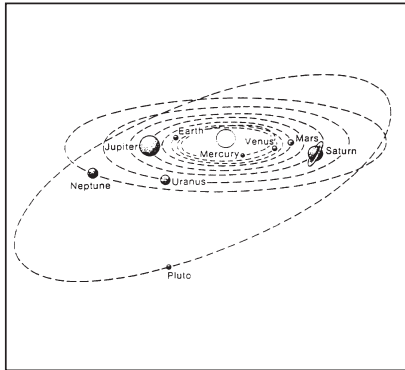
Which of these students made models? Explain why you think they are models or not models.

Whose work do you think tells the most about the solar system? Explain why you think so.

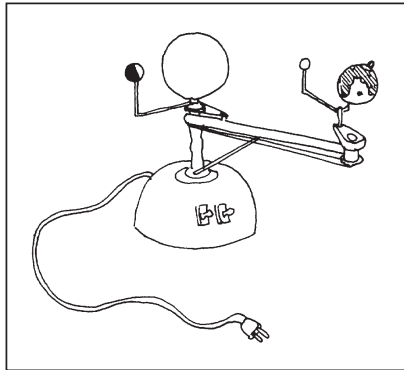
## RESPONSE SHEET—HUM DINGERS

Below are two models of a portion of the solar system. Look at each of them carefully.

**MODEL A**



**MODEL B**



How is the physical model like the conceptual model?

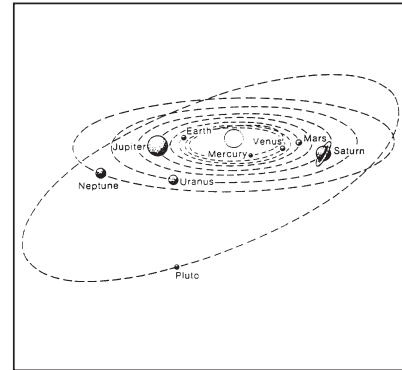
How is the physical model different than the conceptual model?

Why are different kinds of models created to represent something like the solar system?

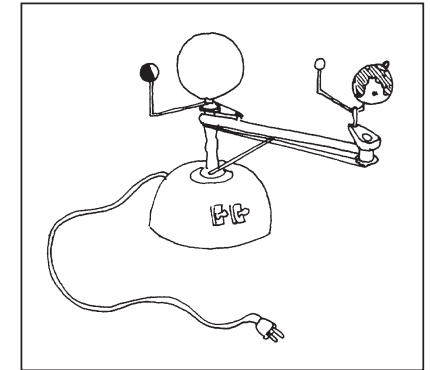
## RESPONSE SHEET—HUM DINGERS

Below are two models of a portion of the solar system. Look at each of them carefully.

**MODEL A**



**MODEL B**



How is the physical model like the conceptual model?

How is the physical model different than the conceptual model?

Why are different kinds of models created to represent something like the solar system?

## **RESPONSE SHEET—GO-CARTS**

.....

Explain in detail the process you go through when you are working on a new design or improvement to a design.

## **RESPONSE SHEET—GO-CARTS**

.....

Explain in detail the process you go through when you are working on a new design or improvement to a design.

## RESPONSE SHEET—CART TRICKS

.....

One student said,

*When you start designing something, the first thing you do is get the equipment you need. Then you start putting things together and before you know it, you've created something new!*

Another student said,

*You really think it's that easy? I think you have to go through many more steps than that. And you should start with a plan.*

Write your comments about what these two students said. Be sure you include all of the steps that you think are necessary when designing projects and working like an engineer.

## RESPONSE SHEET—CART TRICKS

.....

One student said,

*When you start designing something, the first thing you do is get the equipment you need. Then you start putting things together and before you know it, you've created something new!*

Another student said,

*You really think it's that easy? I think you have to go through many more steps than that. And you should start with a plan.*

Write your comments about what these two students said. Be sure you include all of the steps that you think are necessary when designing projects and working like an engineer.

## DESIGN PLAN

---

Our engineering goal is to design a go-cart that will \_\_\_\_\_

---

Draw your planned go-cart and describe its design features.

Draw the final design of your go-cart and describe the variables you changed.

Describe how your final design improved the performance of the go-cart.

## DESIGN PLAN

---

Our engineering goal is to design a go-cart that will \_\_\_\_\_

---

Draw your planned go-cart and describe its design features.

Draw the final design of your go-cart and describe the variables you changed.

Describe how your final design improved the performance of the go-cart.

**FOSS MODELS AND DESIGNS MODULE**  
**PROJECT PROPOSAL**

1. What is the question or the project that you are proposing?
2. What materials or references will you need to complete the project?
3. What steps do you need to take to complete the project?

**FOSS MODELS AND DESIGNS MODULE**  
**PROJECT PROPOSAL**

1. What is the question or the project that you are proposing?
2. What materials or references will you need to complete the project?
3. What steps do you need to take to complete the project?