













## RUBBING SAMPLES



## RUBBING SAMPLES



## RESPONSE SHEET—RUBBINGS

---

Most successful inventors will tell you that they had many failures before they made their invention work exactly the way they wanted it to.

How do you think inventors use their failures to make successful inventions?

Think about how **you** create inventions. Think about how other students create inventions. Is there a way that you can use the things you learned in class to improve your inventions? What would you do?

## RESPONSE SHEET—RUBBINGS

---

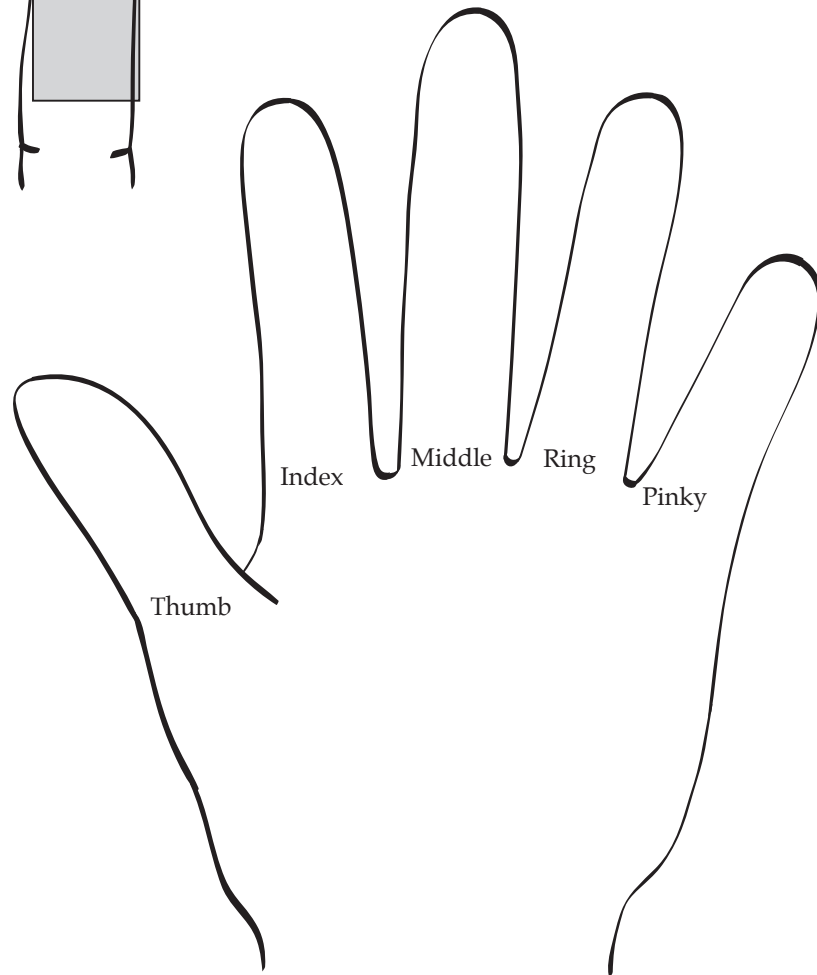
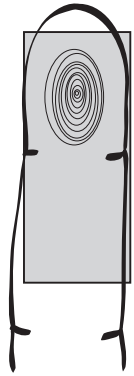
Most successful inventors will tell you that they had many failures before they made their invention work exactly the way they wanted it to.

How do you think inventors use their failures to make successful inventions?

Think about how **you** create inventions. Think about how other students create inventions. Is there a way that you can use the things you learned in class to improve your inventions? What would you do?

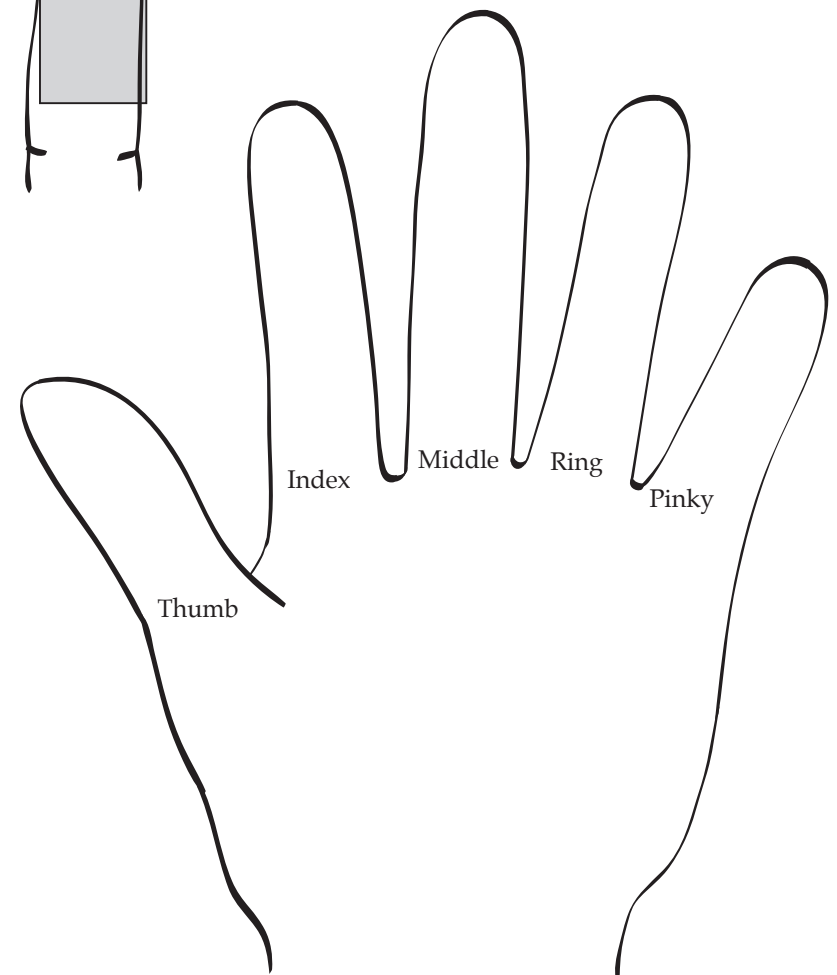
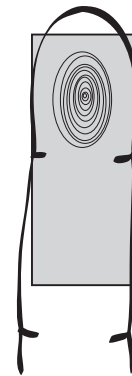
## FINGER PATTERNS

---



## FINGER PATTERNS

---

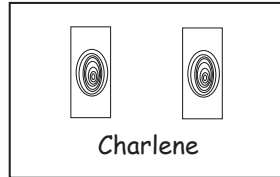


## SOLVING A MYSTERY

---

Someone has been bringing presents to the teacher. Last week a candy bar, this week an apple. Who could it be?

Pretend you are the detectives on the case. The apple had a nice fingerprint on it. The Mystery Solvers lab lifted the print from the apple and stuck it on a card. They labeled the card "Mystery Person." Your job is to compare the prints of four students who were seen in your room. Which one of them was bringing presents to the teacher?



Work with your group. Follow these instructions to set up a mystery game. Then swap mystery games with another group and solve the mystery.

- Get five index cards and a roll of tape.
- Each person uses the carbon technique to make a suspect card with two prints.
  - one index finger
  - one middle finger
- Stick the two prints on an index card.
- Write your name on the card. This is now a suspect card.
- Decide who in your group is the mystery person giving presents to the teacher. Keep it a secret from the other groups.
- Make a carbon print of the mystery person's index finger **or** middle finger, **but not both**. The print has to be from the same hand as their suspect card.
- Stick the mystery print on an index card and label it "Mystery Person."



## SOLVING THE MYSTERY

---

Which team's mystery did you solve?

Who was the mystery person?

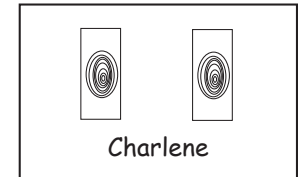
How did you figure out who it was?

## SOLVING A MYSTERY

---

Someone has been bringing presents to the teacher. Last week a candy bar, this week an apple. Who could it be?

Pretend you are the detectives on the case. The apple had a nice fingerprint on it. The Mystery Solvers lab lifted the print from the apple and stuck it on a card. They labeled the card "Mystery Person." Your job is to compare the prints of four students who were seen in your room. Which one of them was bringing presents to the teacher?



Work with your group. Follow these instructions to set up a mystery game. Then swap mystery games with another group and solve the mystery.

- Get five index cards and a roll of tape.
- Each person uses the carbon technique to make a suspect card with two prints.
  - one index finger
  - one middle finger
- Stick the two prints on an index card.
- Write your name on the card. This is now a suspect card.
- Decide who in your group is the mystery person giving presents to the teacher. Keep it a secret from the other groups.
- Make a carbon print of the mystery person's index finger **or** middle finger, **but not both**. The print has to be from the same hand as their suspect card.
- Stick the mystery print on an index card and label it "Mystery Person."



## SOLVING THE MYSTERY

---

Which team's mystery did you solve?

Who was the mystery person?

How did you figure out who it was?

## RESPONSE SHEET—CARBON PRINTING

.....

Write a brief description about the invention you presented to the class. Tell how you used carbon printing to do something new.

Think about the other inventions presented to the class (other than your own). Which one was your favorite? Why?

What makes an invention good?

## RESPONSE SHEET—CARBON PRINTING

.....

Write a brief description about the invention you presented to the class. Tell how you used carbon printing to do something new.

Think about the other inventions presented to the class (other than your own). Which one was your favorite? Why?

What makes an invention good?

## RESPONSE SHEET—COLOR WRITING

---

What are the most important things to think about when you are creating an invention?

Do you prefer working by yourself, or working with other people? Explain why.

## RESPONSE SHEET—COLOR WRITING

---

What are the most important things to think about when you are creating an invention?

Do you prefer working by yourself, or working with other people? Explain why.

## RESPONSE SHEET—REFLECTING

.....

Rita had been investigating mirrors in her science class. She wrote some of her observations in her journal.

*A mirror is like a window. When you look in a mirror, it is just like looking through a window and seeing yourself in a room. The thing that is different is that the mirror makes you look upside down and backwards.*

Comment on Rita’s observations of mirrors. Would you like to suggest observations she should make to help her understand mirrors better?

## RESPONSE SHEET—REFLECTING

.....

Rita had been investigating mirrors in her science class. She wrote some of her observations in her journal.

*A mirror is like a window. When you look in a mirror, it is just like looking through a window and seeing yourself in a room. The thing that is different is that the mirror makes you look upside down and backwards.*

Comment on Rita’s observations of mirrors. Would you like to suggest observations she should make to help her understand mirrors better?

**FOSS IDEAS AND INVENTION MODULE**  
**PROJECT PROPOSAL**

1. What is the question or the project that you are proposing?
2. What materials or references will you need to complete the project?
3. What steps do you need to take to complete the project?

**FOSS IDEAS AND INVENTION MODULE**  
**PROJECT PROPOSAL**

1. What is the question or the project that you are proposing?
2. What materials or references will you need to complete the project?
3. What steps do you need to take to complete the project?