

## FOSSweb Changes August 2013

### 1. FOSSweb.com now defaults to the new FOSSweb.com.

FOSSweb.com now directs users to FOSSweb 2.0 by default. At this time, customers still have the option to use the "old" FOSSweb. The old site can be accessed by going to [www.archive.fossweb.com](http://www.archive.fossweb.com) or by following links from FOSSweb.com's homepage.



You are not logged in: [Login](#) or [Register](#)  
[Go to Your Teacher Page](#)

[Home](#) [About FOSS](#) [Teaching Tools](#) [Materials Management](#) [Connecting with FOSS](#)

# Welcome to FOSSweb

The Full Option Science System™ website

FOSSweb is the official website of the active-learning science program, FOSS. Explore resources for educators and engaging activities for students and families.

To get started, log in or visit as a guest.

**Log In** Or, Visit as a Guest

Username or email

Password

Remember Me

Teachers only: I've forgotten my password. **Log In**

Don't have an account yet? [Get started now.](#)

### The New FOSSweb Has Arrived!

FOSSweb has a new design and added features! If you aren't ready to begin using the new FOSSweb, you can return to the [old version](#), available until 2014.

[Find out more...](#)

Customers are highly encouraged to try out the new FOSSweb.com. The old FOSSweb will be retired at a future date in 2014.

Users can begin the registration process for FOSSweb 2.0 at [www.fossweb.com/getting-started](http://www.fossweb.com/getting-started)

### 2. Accounts on old FOSSweb.com will not be transferred over to FOSSweb 2.0

All users will need to create an account on the new FOSSweb.com if they have not already done so.

### 3. Previous Edition users will need to sign up for an access code.

**This access code is free and can be obtained online for free.**

**Access codes are required to unlock the teacher resources.**

FOSSweb.com has several links directing previous edition users to an online sign up for access codes. Users of the FOSS 2<sup>nd</sup> Edition elementary and the Middle School first edition will need to sign up for an access code online or use the access codes in this document.

Online access code request [http://archive.fossweb.com/news/fossweb\\_signup.html](http://archive.fossweb.com/news/fossweb_signup.html)

Teachers can be given access codes over the phone or email to expedite the process.

**FOSS 2nd Edition Elementary:**  
AME2EL7862

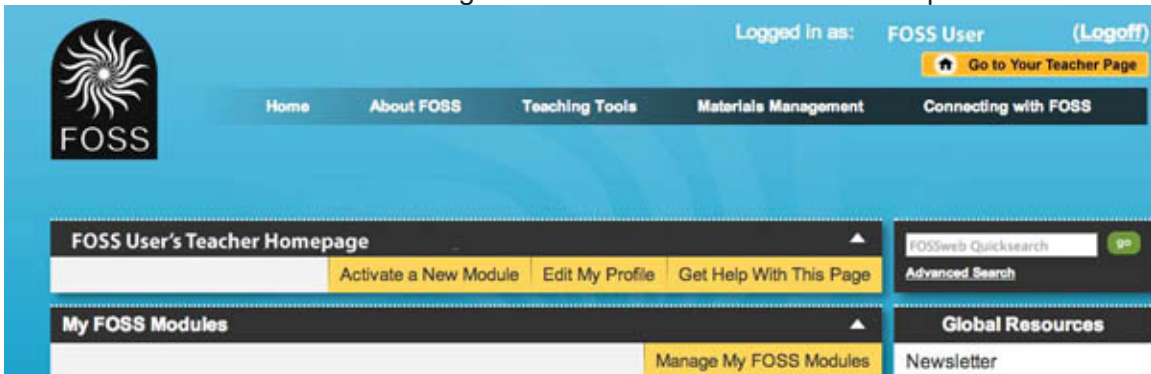
**FOSS 1st Edition Middle School**  
AME1MS1214

**FOSS CA Edition**  
AME1CA6195

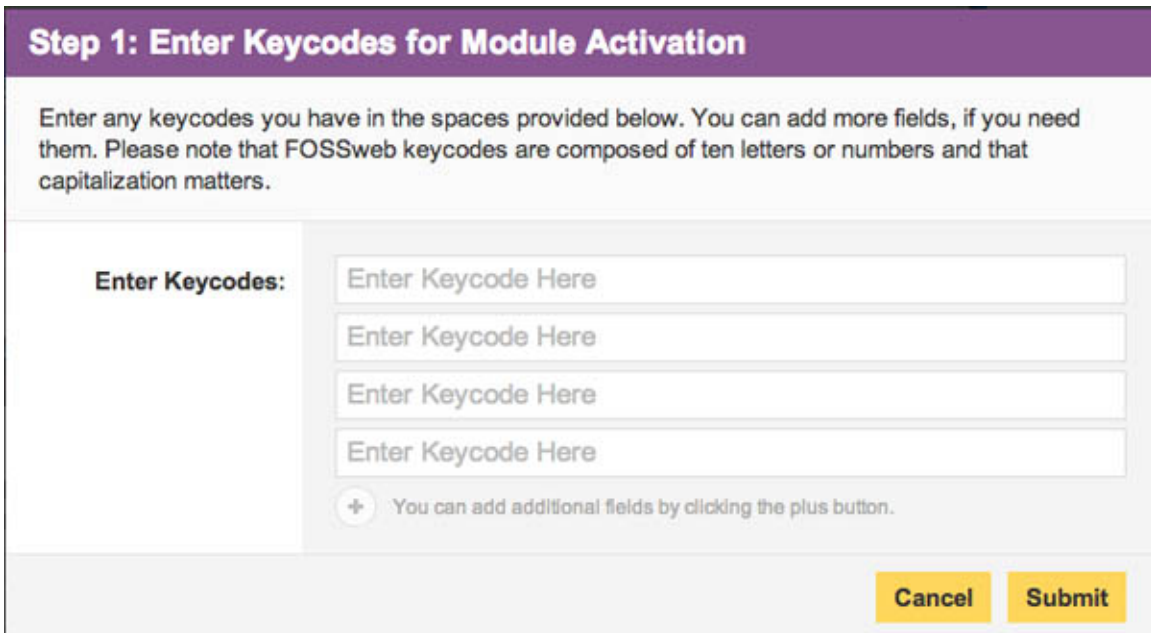
Teachers can re-use and share the above second edition codes, as well as redistribute the codes to other teachers at their school.

Once a teacher has an access code, they should log in to FOSSweb.com. From their teacher page, they will see a yellow “Add a new module” button in the top 1/3 of the page. Click on this button and enter the access code.

More detailed instructions on adding access codes are attached in a separate PDF.



The screenshot shows the FOSSweb.com teacher homepage. At the top right, it says "Logged in as: FOSS User (Logout)" and "Go to Your Teacher Page". The navigation menu includes "Home", "About FOSS", "Teaching Tools", "Materials Management", and "Connecting with FOSS". The main content area has a "FOSS User's Teacher Homepage" section with buttons for "Activate a New Module", "Edit My Profile", and "Get Help With This Page". There is also a search bar for "FOSSweb Quicksearch" and "Advanced Search". Below this is a "My FOSS Modules" section with a "Manage My FOSS Modules" button, and a "Global Resources" section with a "Newsletter" link.



The screenshot shows a form titled "Step 1: Enter Keycodes for Module Activation". The instructions state: "Enter any keycodes you have in the spaces provided below. You can add more fields, if you need them. Please note that FOSSweb keycodes are composed of ten letters or numbers and that capitalization matters." The form has four input fields, each with the placeholder text "Enter Keycode Here". Below the input fields is a plus sign icon and the text "You can add additional fields by clicking the plus button." At the bottom right, there are two buttons: "Cancel" and "Submit".

#### 4. FOSSweb RAP Acronym

Need an easy way to remember the new FOSSweb process? Just remember to RAP!

<b>R</b>	<b>Register</b>  Register for the new FOSSweb.com All teachers must register for the new site, including users who had accounts on the old FOSSweb.  <a href="http://fossweb.com/registration">http://fossweb.com/registration</a>
<b>A</b>	<b>Access Codes</b>  Log in to FOSSweb.com and click “Add a new module” on your Teacher Page. Enter in your access code to gain access to your modules.  <b>3rd Edition Teachers:</b> You will find your access code on the inside cover of your Investigations Guide.  <b>2<sup>nd</sup> Edition and 1<sup>st</sup> Edition Middle School Teachers:</b> Sign up for your access code online. You’ll receive an email with your access code after signing up. <a href="http://archive.fossweb.com/news/fossweb_signup.html">http://archive.fossweb.com/news/fossweb_signup.html</a>
<b>P</b>	<b>Premium Content Codes (Optional)</b>  If you have a premium access code, you can enter it immediately after entering your regular access code.  Alternatively, you can also add your premium access code at any time by clicking “Activate premium content” next to the module icon on your teacher page.





































#### 5. Bookmarks and links to content on the old FOSSweb.com still exist, but with a new URL

Content on the old FOSSweb has not gone away! However, if users had pages on the old site bookmarked, users will be met with an intermediary page alerting users to the new FOSSweb transition. A URL in the intermediary page will direct users to their original link, now hosted on [archive.fossweb.com](http://archive.fossweb.com)

For example, users who previously used [fossweb.com/NYC](http://fossweb.com/NYC) will now find an intermediary page that directs users to [archive.fossweb.com/NYC](http://archive.fossweb.com/NYC)

## 6. What resources are available for each type of code and edition?

Use this handy chart:

	2 <sup>nd</sup> Edition	2 <sup>nd</sup> Edition Premium	3 <sup>rd</sup> Edition	3 <sup>rd</sup> Edition Premium
<b>Access Code obtained from:</b>	Sign up on FOSSweb.com	Purchased from Delta Sales Rep	Inside cover of Investigations Guide	Purchased from Delta Sales Rep
<b>Module and Materials Information</b>				
<b>eGuide</b>				
<b>eBook access for students</b>				
<b>Interactive Whiteboard Content</b>				
<b>FOSSmap</b>				
<b>Multimedia</b>				
<b>Streaming Videos</b>	Not Available for 2 <sup>nd</sup> Edition	Not Available for 2 <sup>nd</sup> Edition		
<b>Teacher Preparation Videos</b>			 Available 2013-2014 school year	 Available 2013-2014 school year
<b>Equipment Photo Cards</b>			 Available Fall 2013	 Available Fall 2013
<b>Virtual Investigations and Student Tutorials</b>	Not Available for 2 <sup>nd</sup> Edition	Not Available for 2 <sup>nd</sup> Edition		

## **7. FOSSweb Teacher Homepage update**

On August 30, a new Teacher Homepage will be released. This page serves as a command center for FOSSweb teachers. Changes to the page were made with feedback from staff and customers.

The most significant change is that the button that previously said "Add a new module" now reads "Activate a new Module." Other changes include improved badges for way users to distinguish the various editions more easily, and the ability to sort and manage items in "My FOSS Modules."

## **8. FOSS registration issues**

If you have teachers who can't find their school when registering as an organization, they can register as an individual.

## **9. Don't hesitate to contact us for help! We are here to help!**

### **Account Issues/Log in Issues**

**Please use this number for password resets, forgotten passwords that can not be retrieved through the site, or registration issues**

Email: email us at [loginhelp@schoolspecialty.com](mailto:loginhelp@schoolspecialty.com).

Phone: 800-513-2465 between the hours of 7:30am-5:00pm CST Mon-Fri

### **FOSSweb General Questions or Website Support**

Email: [support@fossweb.com](mailto:support@fossweb.com)

Phone: 510-643-6997 between the hours of 9 am and 6 pm PST Mon-Fri